

# Facts & Figures



## Health Policy Institute of Ohio graphics on Suicide in Ohio

February 2024



### Data Snapshot Suicide in Ohio

In Ohio, approximately five people die by suicide every day.<sup>1</sup> These preventable deaths have a tremendous impact on Ohio families and communities. With the rate of suicide climbing over the past decade, both in Ohio and nationally<sup>2</sup>, there are evidence-informed strategies that both public- and private-sector leaders can implement to address the issue.

#### Suicide death rate

Deaths per 100,000 population, Ohio and U.S., 2021 (age-adjusted rate)



Data source: CDC WONDER via America's Health Rankings

#### Top 10 leading causes of death among working-age Ohioans (ages 15-64) in 2022\*

<b>1. Unintentional injuries</b>	6,486
Unintentional drug overdoses	4,629
Motor vehicle crashes	1,032
Other	825
<b>2. Cancer</b>	6,471
<b>3. Heart disease</b>	5,654
<b>4. COVID-19</b>	1,936
<b>5. Suicide</b>	1,416
<b>6. Chronic liver disease and cirrhosis</b>	1,236
<b>7. Chronic lower respiratory diseases</b>	1,209
<b>8. Diabetes</b>	1,179
<b>9. Stroke and other cerebrovascular diseases</b>	843
<b>10. Homicide</b>	810

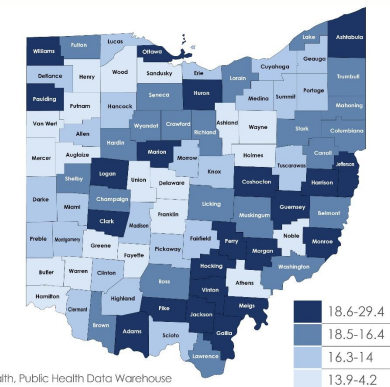
\*Data is preliminary  
Note: All data is reported as of Sept. 5, 2023  
Data source: Ohio Department of Health, Public Health Data Warehouse

#### Geographic differences

##### Suicide rates by county

Number of suicide deaths per 100,000 population, by county, Ohio, 2017-2022\*

Suicide rates in Ohio vary greatly by county, with higher rates often found in Appalachian and rural counties. Vinton County had the highest rate, at 29.4 per 100,000 population. That is seven times higher than Holmes County, which had the lowest rate at 4.2.



\*2021 and 2022 data is preliminary  
Data source: Ohio Department of Health, Public Health Data Warehouse

# Suicide death rate

Deaths per 100,000 population, Ohio and U.S., 2021 (age-adjusted rate)



# Top 10 leading causes of death among working-age Ohioans (ages 15-64) in 2022

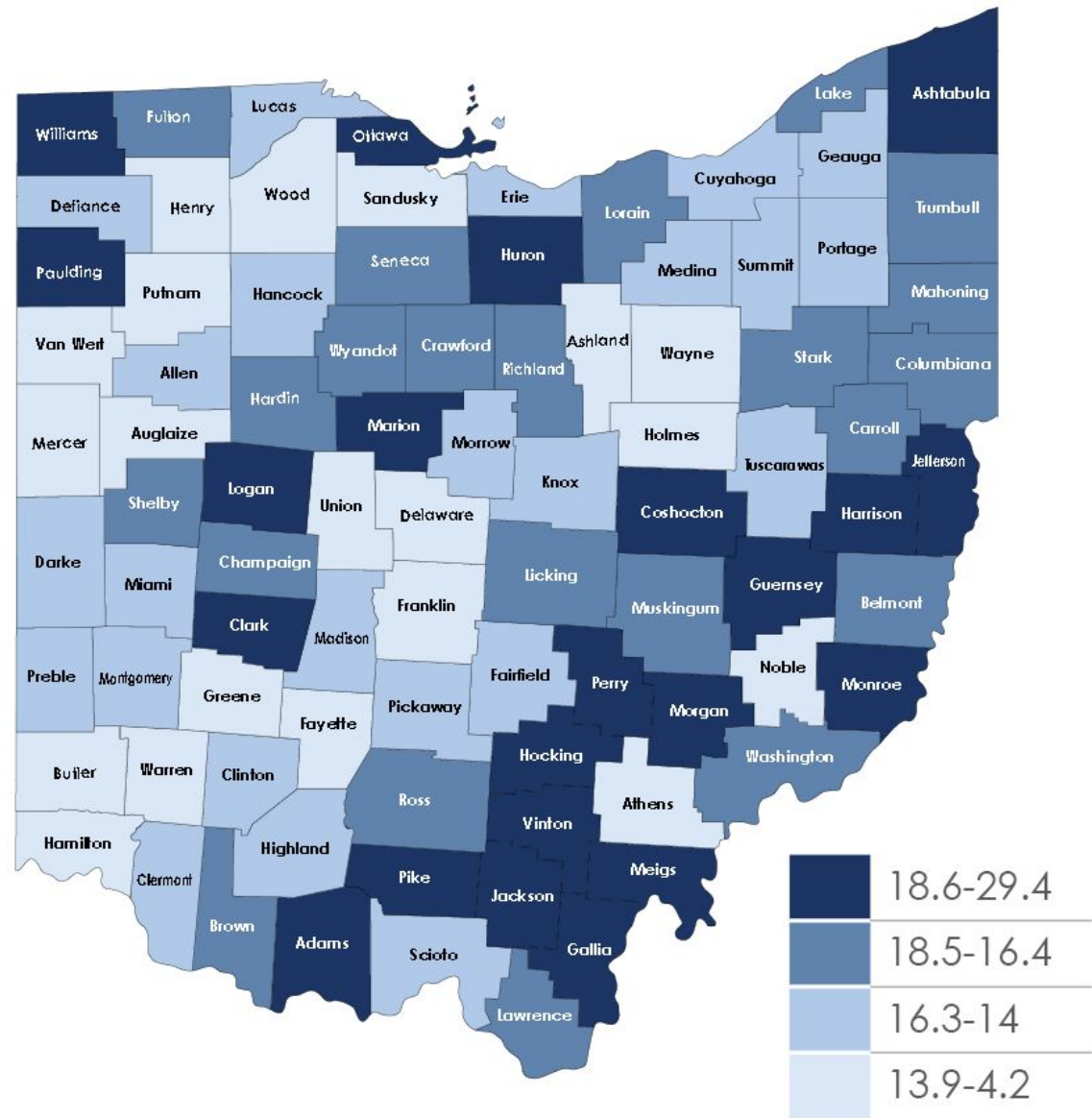
<b>1. Unintentional injuries</b>	6,486
Unintentional drug overdoses	4,629
Motor vehicle crashes	1,032
Other	825
<b>2. Cancer</b>	6,471
<b>3. Heart disease</b>	5,654
<b>4. COVID-19</b>	1,936
<b>5. Suicide</b>	<b>1,416</b>
<b>6. Chronic liver disease and cirrhosis</b>	1,236
<b>7. Chronic lower respiratory diseases</b>	1,209
<b>8. Diabetes</b>	1,179
<b>9. Stroke and other cerebrovascular diseases</b>	843
<b>10. Homicide</b>	810

\*Data is preliminary  
**Note:** All data is reported as of Sept. 5, 2023  
**Source:** HPIO Data Snapshot "Suicide in Ohio." Data from Ohio Department of Health, Public Health Data



# Suicide rates by county

Number of suicide deaths per 100,000 population, by county, Ohio, 2017-2022\*



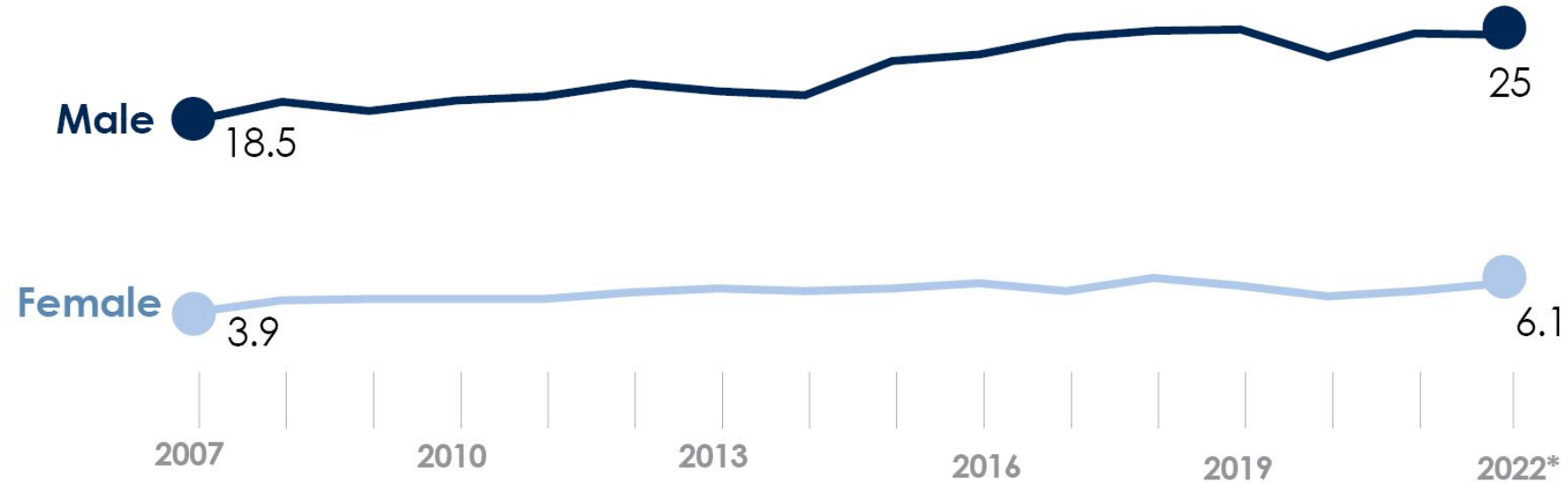
\*2021 and 2022 data is preliminary

**Source:** HPIO Data Snapshot "Suicide in Ohio." Data from Ohio Department of Health, Public Health Data Warehouse

# Trends in suicide deaths

Deaths per 100,000 population, Ohio, 2007-2022

By sex, across all age groups



While nearly 80% of suicide deaths in Ohio were among males in 2022, deaths among females are increasing at a higher rate

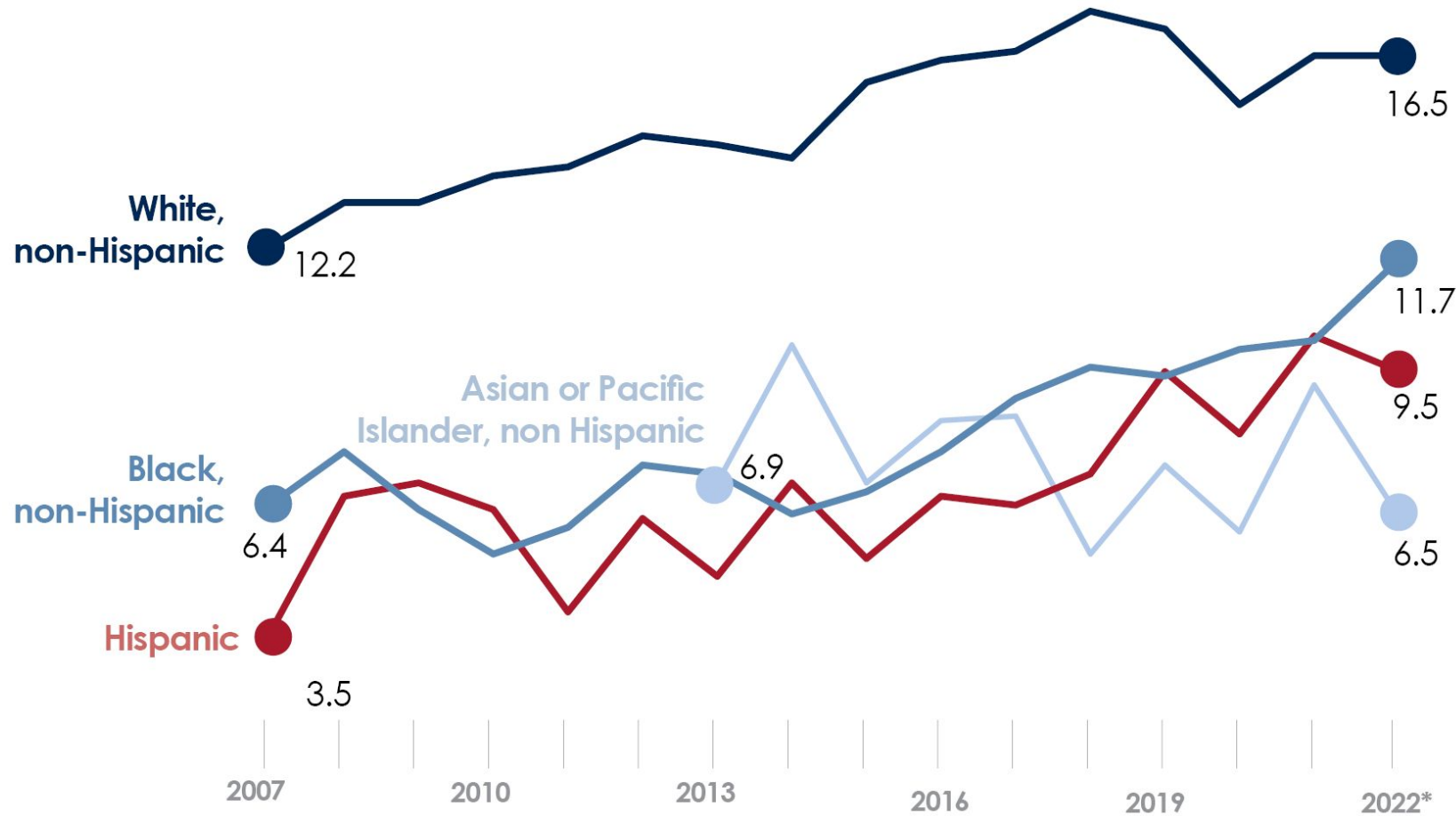
\*2021 and 2022 data is preliminary

Source: HPIO Data Snapshot "Suicide in Ohio." Data from Health Policy Institute of Ohio analysis of data from Ohio Public Health Data Warehouse

# Trends in suicide deaths

Deaths per 100,000 population, Ohio, 2007-2022

By race, across all age groups



White Ohioans die by suicide at the highest rate, Suicide deaths among Hispanic Ohioans have increased by 171% over the past 15 years and suicide deaths among Black Ohioans have increased by 83%

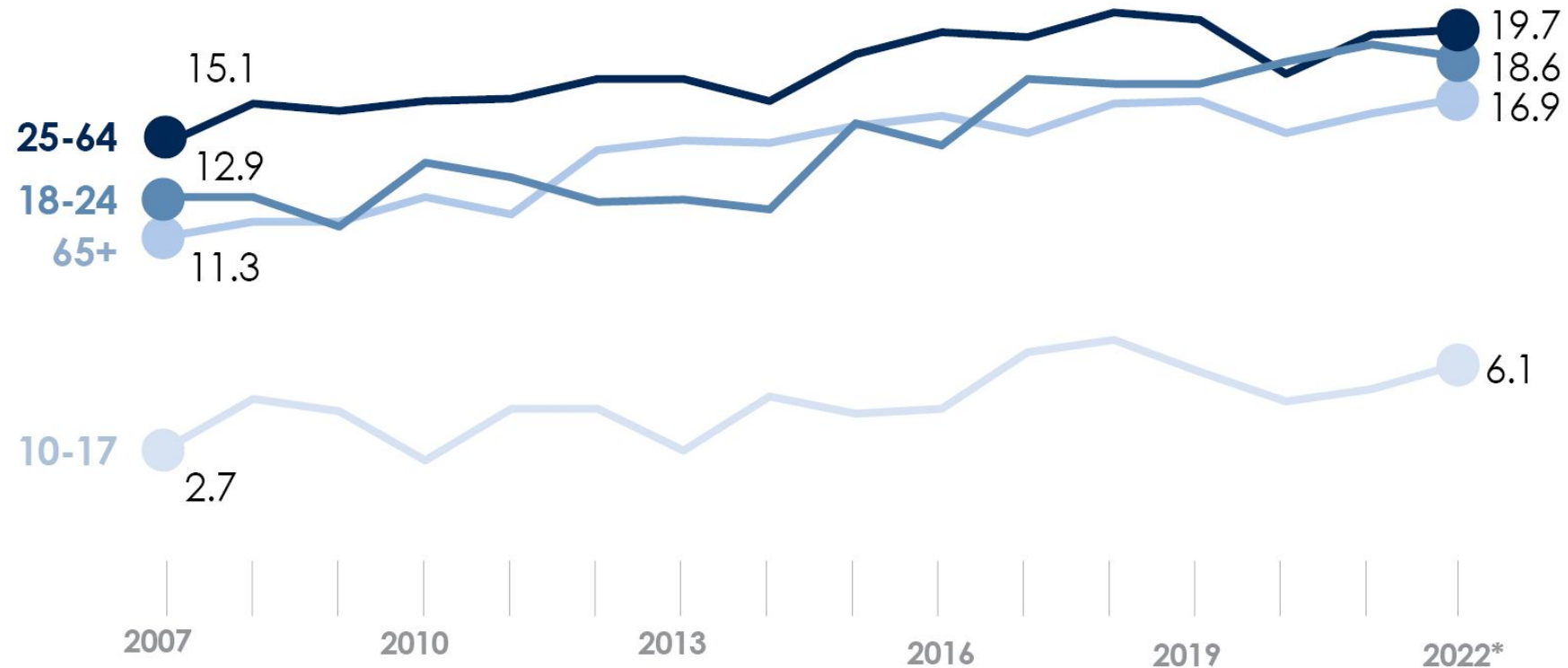
\*2021 and 2022 data is preliminary

Source: HPIO Data Snapshot "Suicide in Ohio." Data from Health Policy Institute of Ohio analysis of data from Ohio Public Health Data Warehouse

# Trends in suicide deaths

Deaths per 100,000 population, Ohio, 2007-2022

By age



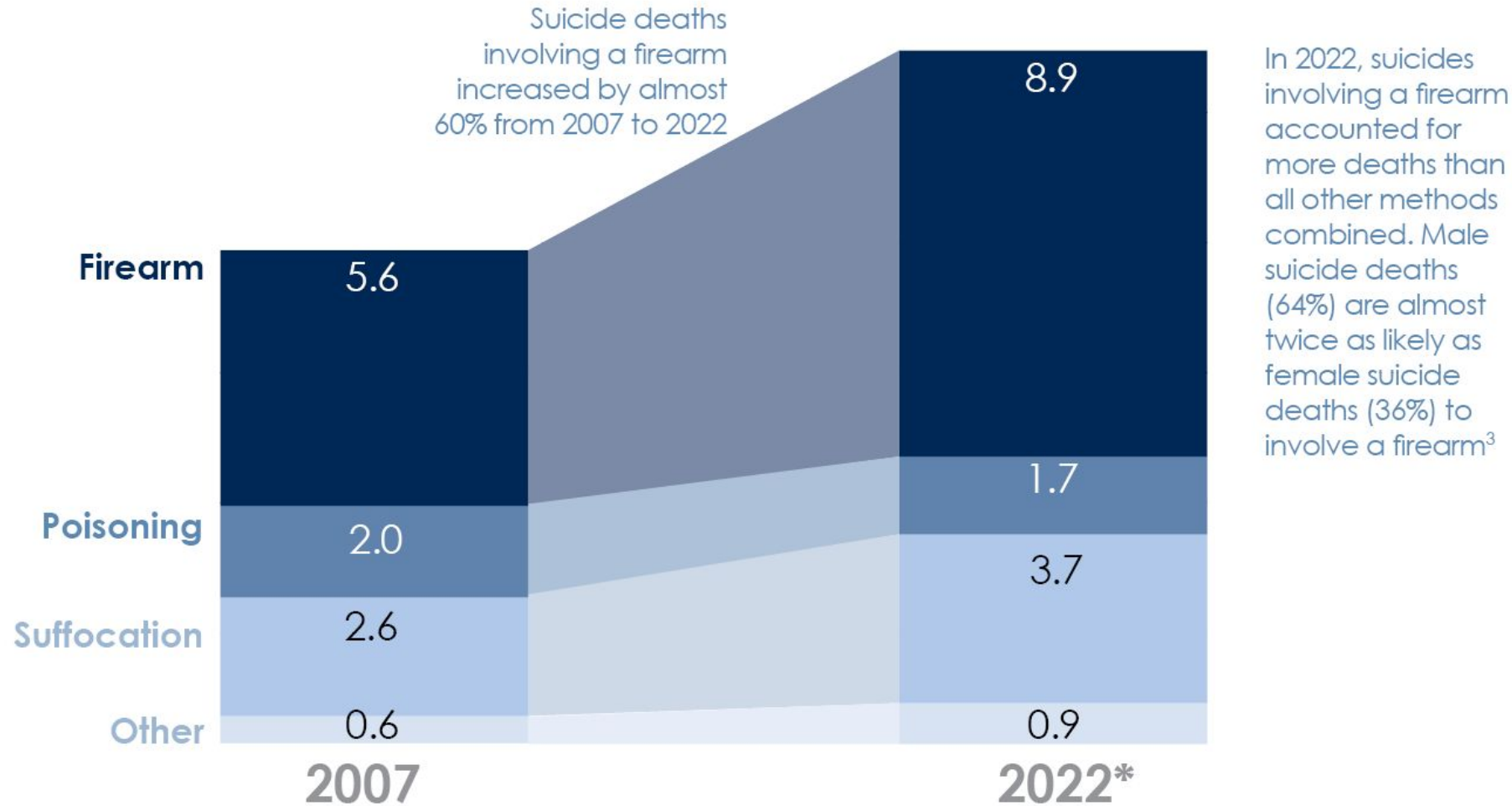
Ohioans ages 25-64 remain the most likely to die by suicide, although rates have increased for all ages since 2007

\*2021 and 2022 data is preliminary

Source: HPIO Data Snapshot "Suicide in Ohio." Data from Health Policy Institute of Ohio analysis of data from Ohio Public Health Data Warehouse

# Trends in suicide methods

Number of suicide deaths per 100,000 population, by methods, Ohio, 2007-2022



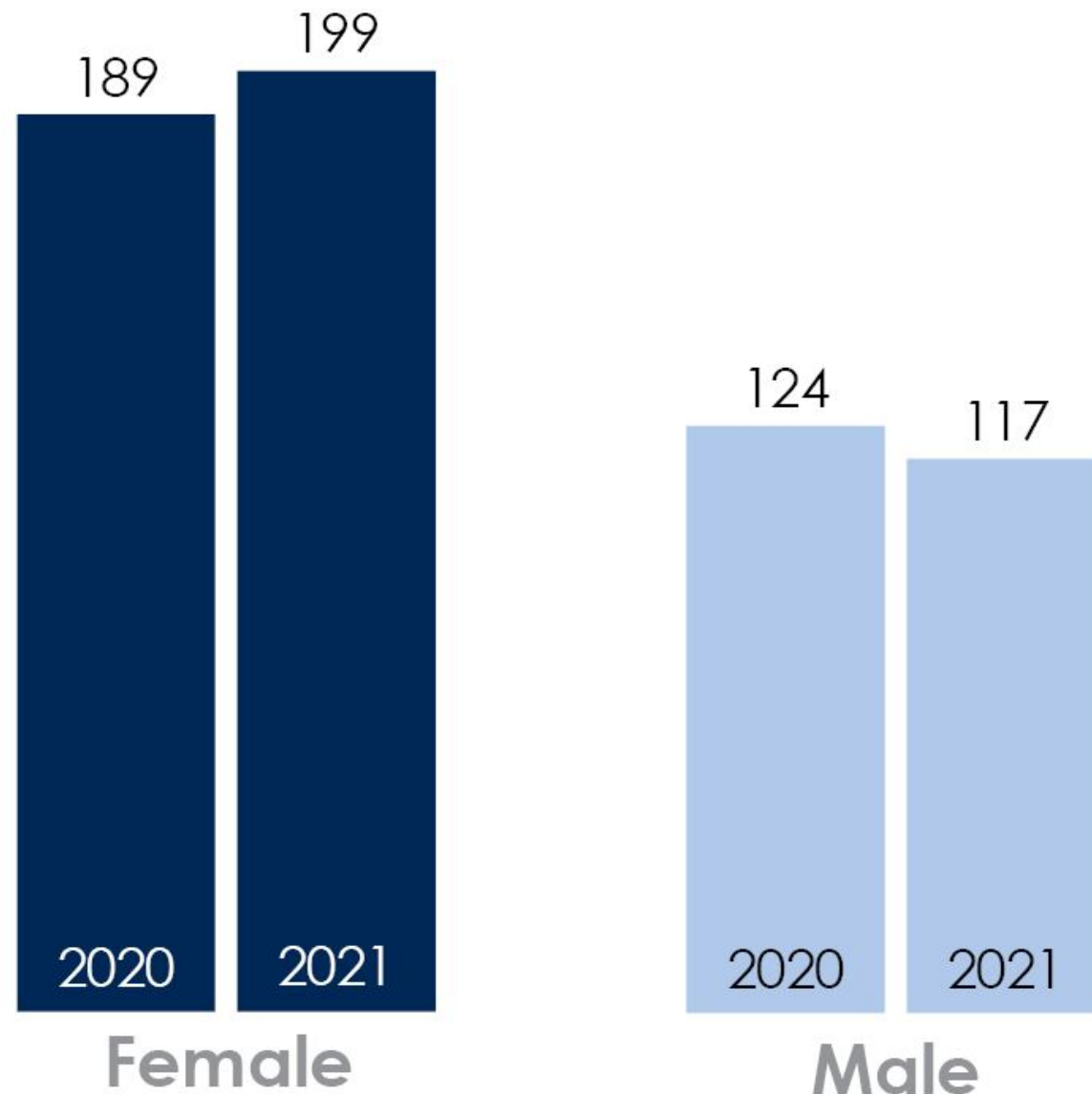
\*2022 data is preliminary

Source: HPIO Data Snapshot "Suicide in Ohio." Data from Health Policy Institute of Ohio analysis of data from Ohio Department of Health, Public Health Data Warehouse



# Suicide attempts by sex

Age-adjusted rate, 2020-2021



**Source:** HPIO data snapshot, "Suicide in Ohio." Data from CDC WISQARS Non-Fatal Injury Reports

# Changes in mental health challenges among Ohio high school students

More Ohio high school students reported mental health challenges in 2021 compared to 2019, but the increase among female students was much higher than among male students

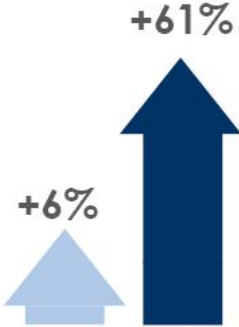
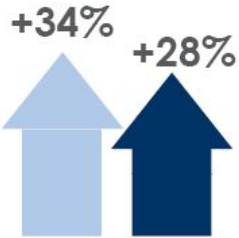
Percent change from 2019 to 2021 of Ohio high school students who...

felt sad or hopeless  
Ohio overall: +29%

seriously considered attempting suicide  
Ohio overall: +38%

made a plan about how they would attempt suicide  
Ohio overall: +48%

attempted suicide  
Ohio overall: +40%



Male Female



Source: HPIO data snapshot, "Suicide in Ohio." Data from Youth Risk Behavior Survey

# Need Support Now?

If you or someone you know is struggling or in crisis, help is available. Call or text 988 or chat [988lifeline.org](https://988lifeline.org) 24/7 for free and confidential support.

988